

Kestrel Mead Behaviour Policy

Version:	7
Date created:	January 2018
Author:	Zoe Simpson/ Kat Nixon
Ratified by:	Academy Council
Date ratified:	Jan 2018
Review date:	Annually

Revision History:

Version	Date	Author	Summary of Changes:
1	January 2018	Zoe Simpson Kat Nixon	
2.0	January 2020	Ellie Newnham	Addition of behaviour plan stage within policy
2.1	December 2020	Claire Irons	Updated appendices
3.0	April 2021	Ellie Newnham	Addition of trust physical intervention statement
4.0	November 2021	Ellie Newnham	Addition of trust search and confiscation Addition of updates for choices.
5.0	January 2022	SLT	Phase leader age specific adaptations to the behaviour policy. Changes made to reflect current practice.
6.0	February 2022	Natalie Rowe	Amendment to policy in regards to DFE guidance around suspension and not exclusion wording.
7.0	February 2023	SLT	No changes
8.0	July 2025	Pastoral team	Updated with new Pastoral team

"Be the Best You Can Be"

The Academy Council, Staff and Parents of Kestrel Mead Primary Academy believe that the teachers have the right to teach and the children have a right to learn. We aim to provide a happy atmosphere in which staff and parents work together for the welfare of the children, and where children adopt good standards of behaviour and positive values to develop a sense of self-discipline and an acceptance of responsibility for their actions. We encourage children to be respectful, resilient, compassionate and curious. The principle that underpins our approach to school behaviour is that no-one has the right to prevent another child from learning and to embed characteristics that will support children throughout their life.

Aims

- To maintain a consistent approach from all staff and parents to both positive and negative behaviour.
- Promote good behaviour, self-discipline and respect.
- Prevent bullying.
- To ensure children are respectful, resilient, compassionate, and curious.

Standards of Behaviour

The school plays an essential role in the moral and social development of the children in our care. Our behaviour expectations demand a positive policy of encouraging socially acceptable behaviour and high standards of work, rewarding and praising wherever possible and the setting of good examples by staff and parents. We aim to emphasise the positive rather than criticise. At school we must work to the standards of behaviour based on the basic principles of respect, resilience, compassion and curiosity. Equally, unacceptable behaviour and the consequences of such behaviour must also be clearly stated. If a situation arises where a child fails to follow the behaviour expectations, staff will intervene to ensure appropriate behaviour resumes.

We should aim to:

- Create a positive environment.
- Maintain an atmosphere free from prejudice and bullying **.
- Promote respect, resilience, compassion and curiosity.
- Enforce rules for behaviour in school, on the playground and whilst out on school trips.

What is bullying? "the repetitive, intentional hurting of one person or group by another person or group, where the relationship involves an imbalance of power. It can happen face to face or online" (Anti-Bullying Alliance)

School Ethos - "Be the Best You Can Be"

Our Golden Rules:

- Always show RESPECT
- Demonstrate RESILIENCE
- Explore with CURIOSITY
- Act with COMPASSION

These characteristics have been chosen by the staff, pupils and parents of the school as being the key qualities they aspire to achieve before they finish their time at Kestrel Mead Primary Academy.

What Staff will do to ensure good behaviour

- Praise and reward positive behaviour.
- Lead by example.
- Be fair and consistent.
- Support children taking into account pupils with additional need.
- Facilitate restorative conversations in order to solve conflicts (Restorative justice).
- Follow each stage of the behaviour policy.

Rewards

We will emphasise rewards for the reinforcement of good behaviour, rather than concentrate on the failures. The rewards set have a motivational role, helping the children to understand the importance of good behaviour and how it is valued.

- Verbal praise.
- Class dojo points leading to celebrations assemblies where children are rewarded with badges and parents are invited to attend (COVID permitting)
- Demonstrating pride in work through displaying it within the classroom and corridors
- Positive feedback from staff and peers to celebrate work created
- Children who complete the behaviour system are awarded a tie and become a school ambassador

- Lunchtime rewards – on the playground children will be given dojo point wrist bands. Wellbeing leaders will also have the responsibility to give them out when character behaviours are seen.
- Kestrel of the Week- an identified pupil in each class who has shown a range of positive character behaviours across the week.
- Friday Pride- one pupil per class who brings their work to share with the Head of School- this is the only reward which focuses on academic/learning.

Class Dojo Points

Children will receive rewards for demonstrating our key characteristics: respect, resilience, compassion and curiosity. This will come in the form of class dojo points. This is an online reward system. Each child is given a personalised avatar with their name written below. When a staff member sees a child demonstrating any of the school's Character behaviours, they can award a Dojo point to that child. Parents will be able to access this system which will allow them to share in their child's successes.

Every time a child gets 70 dojo points they receive a badge. The children's names are collected and their parents are invited to the next celebration assembly, where they will see their child get a badge (*covid permitting). See **Appendix 1** for information about the badges.

Being an Ambassador at Kestrel Mead

If a child achieves all of the character badges before the end of Year 6 they will receive a school tie and act as an ambassador undertaking important roles and responsibilities.

Ambassadors become role models for children in school, demonstrating model behaviour to younger children and will support children to make the right choices. Ambassadors will have the opportunity to choose from a range of different responsibilities within school from being a teacher PA to helping to run the library to supporting the sports coaches. See **Appendix 2** for a full range of roles available.

New to school – Class Dojo

Any new children will enter at the mid-range point in the behavioural system for their year group. These children will still have the opportunity to complete the reward system and earn their tie at the end of Year 6.

Restorative Justice – A Way of Resolving Conflict.. See **Appendix 3**

Restorative justice brings those harmed by crime or conflict and those responsible for the harm into communication, enabling everyone affected by a particular incident to play a part in repairing the harm and finding a positive way forward.

Restorative approaches, such as conversations and conferences, encourage pupils to think about how their behaviour has affected others: both children and staff. It helps children to develop respect, responsibility and truth telling. By developing skills that build and maintain relationships, then the wrong-doer is less likely to repeat the initial behaviour. It focuses on the need of the child harmed and how the wrong-doer can repair the harm caused. This is done by showing a dislike for the child's action and not the child themselves. Restorative Approaches acknowledges the intrinsic worth of the person and their potential contribution to the school community. Staff at Kestrel Mead are trained in facilitating Restorative Conversations and Restorative Conferences, which actively engage children in a process that repairs relationships. Staff model respectful behaviour to pupils, staff and parents. At Kestrel Mead we promote children making their own choices, understanding that they do not always get it right, and supporting them in developing their emotional intelligence and skills in resolving conflicts. *Suggested Script Appendix 4*

Behaviour support for pupils - See **Appendix 4** (*Infant and Junior*)

Pupils who are not showing the best version of themselves will be supported to make better choices through the behaviour system;

- Friendly warning
- Warning
- Reflect and Repair
- Choices

Choices See **Appendix 5** (*Infant and Junior*)

Choices is an instant or delayed restorative conversation with **Pastoral team** to understand the incident further and complete the choices reflection form.

Juniors:

Mon- Kate Hulbert

Tue- Anjula Undakat

Wed- Beth John

Thurs- Anjula Undakat

Friday- Beth John

Infants:

Monday, Tuesday, Wednesday and Friday- Kylie Wheatstone.

Thursday- Kate Hulbert

Choices will always be communicated to parents by the class teacher and logged onto **BROMCOM**. When **Pastoral team** has completed choices conversation, they will complete a reflection form and this incident will be logged onto an excel form **(saved in SLT folder)** and **BROMCOM**.

Choices are monitored by the **Pastoral team** to give indication of those children who may need more support and guidance from within school or external agencies.

Behaviour conferences

If children receive 3 choices in a half term, then **the Pastoral team, Kate Hulbert and Beth John (Juniors) Kylie Wheatstone (Infants)** will call a behaviour conference with the parents where a behaviour support plan will be created. **Pastoral team** will attend this meeting, and the child may be placed onto the SEN register to support their needs. The positive behaviour plan will be reviewed at each half term see **Appendix 6**

Lunchtime football

Lunchtime football is being offered by a qualified sports coach at the juniors every lunchtime for children in years 3-6.

Lunchtime is split into 2 slots: either Year 3 and 4 children share the football pitch in one slot and either Year 5-6 share on the other. The sports coach then referees the football matches to ensure fairness within the game. Every child has an opportunity to access football and will wear a bib, given by their class teacher, at lunchtime to indicate their choice.

Lunchtime at Infants

All adults are provided with small coloured cards following the behaviour system in the classrooms. Adults use this as a visual representative of the behaviour system outside as well as in the classroom. Children have a reflection time outside if they reach reflect and repair or choices. This is communicated with class teacher.

Yellow and Red report system as a result of serious isolated incidents or pupils failing their positive behaviour plan. See **Appendix 7**

Yellow – If the child struggles to meet the terms and guidelines of the behaviour plan, or have demonstrated a serious breach to the behaviour expectations, a yellow card is introduced. This will be communicated to parents by the phase leader. The yellow card is a blank timetable which is completed by the class teacher/supporting teaching assistant. The class teacher in collaboration with a member of SLT identifies types of behaviours which are at a detriment to their learning. The teacher then uses a smiley face system to judge behaviour. The expectation will be a minimum of 50 out of 55 smiles in one week and will be personalised for each child. Children still go out at break and lunchtime. At this point, if the child gets less than **4 sad faces**, they will come off yellow report, **5 sad faces**, they will stay on a yellow report, **more than 5 sad faces**, they will go on a red report. If there is a serious incident they would then escalate to red report. Each week the report is signed by a member of SLT and added to the child's CPOMS records by that member of SLT.

Red – Following a serious incident, failing a yellow report or after an internal suspension a child is put onto a red card. This will be communicated to parents by the phase leader or Vice Principal. This follows the same format as the yellow report system but the child has to spend break and lunch times with a member of SLT. Each day the report is signed by a member of SLT and added to the child's CPOMS records at the end of the week. If the child receives less than **4 sad faces**, they will go onto a yellow report, **5 sad faces**, they will stay on a red report, **more than 5 sad faces**, they may be excluded (at discretion of the Principal or Vice Principal.)

Restraint and Control

Physical Intervention in line with Department for Education and Leicester City Council Health and Safety guidance, members of staff have the power to use reasonable force to prevent students committing an offence, injuring themselves or others, or damaging property, and to maintain good order and discipline in the academy. The Principal and authorised staff may also use such force as is reasonable given the circumstances when conducting a search without consent for prohibited items such as knives or weapons, alcohol, illegal drugs, stolen items, tobacco and cigarette papers, fireworks, pornographic images or articles that have been or could be used to commit an offence or cause harm. Physical Interventions will also be written within a child's positive behaviour/handling plan to ensure the child is aware of which intervention they may need. Further information on this can be seen in the school's physical intervention policy.

Internal Suspension See **Appendix 8**

- The school may implement a period of an internal suspension within the school premises or off site in certain circumstances based on Principal judgement of the action perpetrated. Internal suspensions will be communicated with parents by the Vice Principal or Phase Leader. A letter will be stored on the child's CPOMS file.
- For an internal suspension, the child will complete tasks provided by their class teacher with a given member of the senior leadership team. Child will also miss their playtime and lunchtime.
- A re-integration plan will be completed with the phase leader and class teacher to determine next steps, verbal support for the child.

At the point of an internal suspension, evidence gathering (through choices, internal suspension, SEND concerns from class teacher), the inclusion leader may determine the need to involve outside agencies to support or may require the child to be

added to the SEND register to support their needs further. Each case will be different and determined through the evidence gathered.

External Suspension See **Appendix 9**

- The school will initiate a period of fixed term suspension in certain circumstances based on Principal judgement of the action perpetrated. External suspensions will be communicated with parents by the Vice Principal. A letter will be stored on the child's CPOMS file.
- School will always follow DfES guidelines for suspension*
- For suspension school work will be given to be completed at home by the child.
- A reintegration meeting will be held with parents after the suspension to make arrangements for the child's return to school. This will be held by the Vice Principal and Inclusion Leader.

Please note, that Suspension is not the preferred outcome and that the school does not treat Suspension lightly. All Suspensions are documented by the school, monitored by the Local Authority and evidence of Suspension remains in the pupil's file held by the school.

The academy council suspensions panel will consider the reinstatement of an excluded pupil within 15 school days of receiving the notice of the suspension if:

- the suspension is permanent;
- it is a fixed-term suspension which would bring the pupil's total number of school days of suspension to more than 15 in a term;
- it would result in a pupil missing a public examination or national curriculum test.

**In extreme and overt cases of unacceptable behaviour/ breaches of discipline the school may initiate a fixed term suspension (following DfES guidelines).*

Pupils with additional needs See **Appendix 10**

For pupils who have difficulties with social, emotional and mental health needs and require further support or personalisation to ensure success around behaviour will require a positive behaviour/handling plan (see Appendix 6). This will support both children and staff in understanding the children's needs and the strategies to support them whilst in the class or on the playground. All staff involved with the children, will have seen this plan and be aware of the responses/action to take to support the child in making the right choice. Some children will require specific reward charts to keep track of their behaviour and learning within the class, this will be written within the positive behaviour/handling plan and work alongside the plan.

Searching a pupil.

The trust has a searching and confiscation policy which has been personalised for Kestrel Mead and can be found here: [KeMPA-Searching-Screening-and-Confiscation-Policy-v6.0.pdf](#)

Appendices

Appendix 1	Class Dojo overview
Appendix 2	Ambassador
Appendix 3	Restorative conversation script
Appendix 4	Behaviour Support- Infant and Junior
Appendix 5	Choices- Infant and Junior
Appendix 6	Behaviour conferences
Appendix 7	Monitoring, Yellow and Red support systems
Appendix 8	Internal suspension
Appendix 9	External suspension
Appendix 10	Pupils with additional needs

Appendix 1- Class Dojo Overview

All badges now have a value of 70 dojo points. Teachers should aim for every child to get 1 badge per term with the hope of getting 3 in a school year. This should still work when giving out 1-2 dojo points per child per day. The table below should show how an AVERAGE child should progress through the behaviour system.

 AUTUMN - Reception	 SUMMER – Year 1	 SPRING – Year 3	 AUTUMN – Year 5	 SUMMER – Year 6
 Reception	 AUTUMN – Year 2	 SUMMER – Year 3	 SPRING – Year 5	
 Reception	 SUMMER - - Year 2	 AUTUMN – Year 4	 SUMMER – Year 5	
 AUTUMN – Year 1	 SUMMER – Year 2	 SPRING – Year 4	 AUTUMN – Year 6	
 CHARACTER	 CHARACTER	 CHARACTER	 CHARACTER	
SPRING – Year 1	AUTUMN – Year 3	SUMMER – Year 4	SPRING – Year 6	

Appendix 1

The information that follows shows the order that badges should be given out starting in January 2018 and concluding when all children have caught up to the original badge chart.

Reception – Badge 1 – Yellow badge – They have caught up to the behaviour policy so continue as shown on the table.

Year 1 – Badge 1 – Character badge – They have caught up to the behaviour policy so continue as shown on the table.

Year 2 – Badge 1 – Character badge

- Badge 2 – Blue badge – They have caught up to the behaviour policy so continue as shown on the table.

Year 3 – Badge 1 – Character badge

- Badge 2 – Character badge
- Badge 3 – Green Badge – Autumn Year 4 – They have caught up to the behaviour policy so continue as shown on the table.

Year 4 – Badge 1 – Character badge

- Badge 2 – Character badge
- Badge 3 – Character badge – Autumn Year 5
- Badge 4 – Yellow badge – Spring Year 5 - They have caught up to the behaviour policy so continue as shown on the table.

Year 5 – Badge 1 – Character badge

- Badge 2 – Character badge
- Badge 3 – Character badge – Autumn Year 6
- Badge 4 – Character badge - Spring Year 6
- Badge 5 – Tie – Summer Year 6

Year 6 – Badge 1 – Character badge – Spring Year 6

- Badge 2 – Tie – Summer Year 6

Appendix 2 – Ambassador

Ambassador Roles

Children who are awarded with a tie will choose and fulfil one of the following jobs:

- Sports ambassador
- Library monitor
- Read and support children in lower year groups
- Teacher PA
- STEM ambassador
- Playground ambassador
- Office PA
- Lunchtime ambassador
- Assembly ambassador
- Sticky Curriculum ambassador

Appendix 3: Restorative conversation- Suggested script for engaging pupils in the behaviour system

a) "Friendly warning"

"Pupil A, this is your friendly warning, I'd like you to.....[state behaviour you want to change/see].....because its [state how it's affecting you/others]."

Continue to implement positive behaviour management strategies.

b) Warning

"Pupil A, I've explained that your behaviour is affectingThis is your formal warning. Next time I come over/if I have to interrupt learning again etc, then, unfortunately, you will need to complete Reflect and Repair Time."

Implement preventative strategies:

"In order to help you, I would like you to....move seat/take away item etc."

c) Reflect and Repair Time

"You have chosen to [continue] talking/annoying/time wasting etc....I can see you need extra help understanding how your behaviour is affecting yourself and others, we will talk about it during R and R time at playtime/lunchtime/a time that doesn't impact on others."

Carry out a **Restorative Conversation** as part of the child's reflect and repair time – at teacher's convenience.

- "What has happened? What were you thinking/feeling at the time?"
- "Who has been affected by your behaviour?"
- "How has your behaviour impacted others?"
- "How can you repair the harm that you have caused?" Pupil to ACT on it!

Prevent further escalation/provide a way back for the child:

"Let's see you take responsibility for your actions and change your behaviour."

"Take a moment outside the classroom and come in when you're ready to learn again."

d) CHOICES

"I am upset/disappointed etc, that you are still choosing to/have chosen to annoy/upset/distract etc....You now need to discuss how to repair the harm you have caused in CHOICES on Friday."

Children to complete the CHOICES form on Friday afternoon.

Other possible strategies/things that could be said/done to support the child:

"To prevent you harming others or yourself anymore, I'd like you to....sit/stand with me, discuss this with me at break/lunch time, stay with me during lunch, think it's important that we discuss what's happened with parents at the end of the day, you talk about your choices with your teacher/Pastoral team.

Infant Behaviour Steps

1) Low-Level Disruption:

STEP 1 - Friendly warning

STEP 2 - Verbal warning

STEP 3 - Reflect and Repair Time – restorative conversation during time out (visual sand timer) (appendix 1)

STEP 4 - 3 incidents of reflective and repair in a week will trigger CHOICES

- Talking at an inappropriate time such as over the teacher or during a quiet task
- Making silly noises which are not appropriate to the situation
- Taking too long to settle down when given instructions or deliberately time-wasting behaviour
- Arguing with peers, nagging, pleading and seeking attention unnecessarily (SEND/individual needs must be recognised here)
- Reluctant to follow instructions and join in with learning activities



2) Threatening or intimidating behaviour towards pupils or staff:

STEP 1 - Reflect and Repair Time – restorative conversation during time out (visual sand timer) (appendix 1)

STEP 2 - 3 incidents of reflective and repair in a week will trigger CHOICES

- Unkind words
- Excluding others
- Being intimidating to others (without physical harm)
- Arguing back with adults following instruction or warning
- Refusal to follow instructions and join in with learning activities



3) Behaviour that harms, or is at risk or harming, others or myself:

STEP 1 – 1 incident triggers immediate CHOICES

- Hitting
- Biting
- Kicking
- Spitting
- Swearing
- Pinching
- Throwing objects at others
- Thieving
- Leaving the classroom, or building, without permission
- Racial, sexual or homophobic comments/actions
- Being in a dangerous location



CHOICES

At the Infant building choices will take place at between 12pm – 2:20pm ON the day of the incident the Pastoral team Lunch time choices will be completed from the wall/red bench at 1pm by Kylie Wheatstone or Kate Hulbert who will carry out the Restorative conversation. Teachers to take their children to Kylie or Kate.

SEND & INDIVIDUAL BEHAVIOUR PLANS

The above may differ for children with behaviour SEND needs as they may follow an individual behaviour plan more suitable to support their needs.

Juniors

1) Low-Level Disruption:

a) "Friendly warning"

Talking at an inappropriate time such as over the teacher or during a quiet task. **#TALKING**


Making excessive or silly noises which are not appropriate to the situation **#NOISE**

Deliberately annoying or distracting another student, physically or verbally. **#ANNOY**

Taking too long to settle down when asked to be quiet or deliberately time wasting. **#TIME**

Arguing back, nagging, pleading and seeking attention unnecessarily. **#ARGUE**

Making requests at an inappropriate time, e.g. water bottles, toilet **#INAPPROPRIATE**




b) Warning

c) Reflect and Repair Time – restorative conversation with teacher. (appendix 1)

3 incidents of reflect and repair in a week will trigger choices- Kate Hulbert, Beth John and Anjula Undakat will carry out the Restorative conversation.

2) Threatening or intimidating behaviour towards pupils or staff:



c) Reflect and Repair Time – restorative conversation (appendix 1)

Monday playtime and lunchtime

3) Behaviour that harms, or is at risk of harming, others or myself:

- Biting
- Hitting
- Kicking
- Spitting
- Swearing
- Pinching
- Throwing objects at others
- Thieving
- Leaving the classroom, or building, without permission
- Racial, sexual or homophobic comments/actions
- Being in a dangerous location

Juniors

1st and 2nd
CHOICES within
a half term



Phone call /
conversation at
home time by
class teacher

2 x CHOICES within a week



- Second CHOICES to be carried out immediately by **Pastoral team- Kate Hulbert, Beth John and Anjula Undakat will carry out the Restorative conversation. (Instant Choices)**
- Phone call home by **Pastoral team/Teacher**
- **Teacher** and **Pastoral team** to put support strategies in place.

More than 2 CHOICES within a week
OR
More than 2 CHOICES within a half term (third to be carried out by PL/VP immediately)



- **Restorative Conference:** meeting with teacher, **phase leader/Pastoral team** and parents **behavioural Support Plan** constructed (appendix 2).



1. **Restorative Conference:** meeting **with Kate Hulbert or Beth John and** parents and **Behaviour Report** constructed (appendix 3).



2. **Internal suspension:** phone call and letter home to parents by **SLT** and internal suspension carried out at opposite site for 1 Day.



External Suspension, Restorative Conference review with Principal/Vice Principal and Reintegration Support Plan (appendix 4)

A severe incident resulting in significant harm or disruption – at the discretion of SLT.



- **Internal suspension:** phone call and letter home to parents by **SLT** and internal suspension carried out at opposite site for 1 Day.




External Suspension, Restorative Conference review with Principal/Vice Principal and Reintegration Support Plan (appendix 4)

Appendix 5 – Choices form- INFANTS

Name:	Date:	Member of staff:
REFLECT - What happened? What were you thinking or feeling at the time? (Why)		
REPAIR – How did they feel at the time? 		
Choice of words to support describing: Angry, Frustrated, Cross, Unhappy, Annoyed, Upset, Sad, Cross, Ok, Fine, Happy, Cheerful		
REPAIR– Timeout to think about - How are you going to repair the harm to the person right now? Some ideas: <ul style="list-style-type: none"> Say sorry Play with them if they want me to Leave them alone if they want me to Help them with a task Try to repair damage to school property Make a card or letter Think of job to help member of staff you have caused harm to 		
How I will repair my actions: _____		
COMPLETE REPAIR REPAIR – How do they now feel as you have tried to repair the harm? 		
Choice of words to support describing: Angry, Frustrated, Cross, Unhappy, Annoyed, Upset, Sad, Cross, Ok, Fine, Happy, Cheerful		
What will you do differently next time?		

Appendix 5 – Choices form- JUNIORS

Name:	Date:	Member of staff:
-------	-------	------------------

<p>What happened?</p> 	
<p>What were you thinking or feeling at the time?</p> 	
<p>Who has your behaviour affected?</p> 	
<p>How has your behaviour made others feel?</p> 	
<p>How are you going to repair the harm to the person/s harmed?</p> 	<p>How are you going to reflect on this and move forward?</p>
<p>How does the person harmed feel now?</p> 	

For the adult completing the forms:

Kestrel Mead behaviour policy has a restorative justice approach for those who have made the wrong choice. Restorative justice brings those harmed by crime or conflict and those responsible for the harm into communication, enabling everyone affected by a particular incident to play a part in repairing the harm and finding a positive way forward.

It is an important part of the process of 'choices' that children reflect on their behaviour with adult support where needed.

Appendix 6: Behaviour Support Plan Page 1 – To be completed by the teacher, PL/SLT and parents during a Restorative Conference.

Pupil's Name:	Parent(s) present:	Teachers present:	Date:
Background: What has happened for the pupil to need this plan?			
Behaviours seen at home:	Behaviours seen in the classroom:	Behaviours seen on the playground:	
Triggers for these behaviours at home:	Triggers for these behaviours in the classroom:	Triggers for these behaviours on the playground:	
Support strategies to help at home:	Support strategies to help in the classroom:	Support strategies to help on the playground:	

Parent(s) signature: _____ Teacher signature: _____ Review meeting date: _____ End Date: _____

Appendix 6: Behaviour Support Plan Page 2 - Pupil Agreement:

- I understand that this plan has been created to help me make better choices.
- I know that I will need to work with my parents and teachers to make choices that do not harm others or myself.
- I will do my best to think about how my behaviour affects others and repair any harm that I have caused, or may cause in the future.

How will you know that your parents and teachers are happy with the choices you are making?

completed before/at the review meeting:

To be

Self-Reflection	Feedback from my teacher	Feedback from my parents
What do you feel you've done well?	What I've done that has made my teacher happy:	What I've done that has made my parent(s) happy:
How does that make you feel?		
What do you think you still need to work on?	What I still need to work on:	What I still need to work on:

If the behaviours are repeated within one half term of the end of this support plan a Behaviour Report will be implemented.

Appendix 7: Yellow Behaviour Report – to be implemented following a behaviour support plan, in order to monitor behaviour.

A detailed pupil timetable completed by class teacher for each lesson and shown to VP at break, lunch and end of the day. Breaktimes and lunchtimes will be outdoors. Parents will be informed of this process by Phase Leader.

Kestrel Mead Primary Academy Behaviour Support Plan

Yellow Plan

Start Date.....End Date.....

On completion of a yellow plan children will have clear strategies in place based on the restorative conference.

	8.30-8.55	8.55-9.15	9.15-9.40	9.40-10am	10.00-11am	11.00-11.15	11.15-11.45	11.45-12.15	12.15-1.15	1.15-2.15pm	2.15-3.20pm	School signature

This plan is your responsibility. If you lose it, you will restart it. On completion, a VP will take this report from you to place on your file.

My Choice codes:

- 1.
- 2.
- 3.
- 4.

If you receive:

Less than **4 sad faces**, you will come off report
5 sad faces, you will stay on a yellow report
More than 5 sad faces, you will go on a red report.

You are expected to receive **more than 50** out of 55 possible sessions across the week, if you do not you may be placed on a red support plan for a week or remain on a yellow support plan for an additional week.

Start Date.....End Date.....

3 incidents of inappropriate behaviour while on this support plan could result in an internal suspension

Appendix 7: Red behaviour report – to be completed following an external suspension outlining how the pupil will be supported on their reintegration into school.

Kestrel Mead Primary Academy Behaviour Support Plan

Red Plan

Start Date.....End Date.....

On completion of a red plan a further week on a yellow plan will take place.

	8.45-9:00	9:00-9:30	9:30-10	10-10:30	10:30-11	11.00-11.15	11.15-11.45	11.45-12.15	12.15-1.15	1.15-2.15pm	2.15-3.15pm	School signature

This plan is your responsibility. If you lose it, you will restart it. On completion, a VP will take this report from you to place on your file.

My Choice codes:

1. Use kind hands, feet and words at all times.
2. Putting hand up to speak in class
3. Follow adult's instructions the first time.
4. Follow the behaviour policy at all times.

You are expected to receive **more than 50** positives out of 55 possible sessions across the week, if you do not you may receive an internal suspension or remain on a red support plan for a further week. Two internal suspensions will lead to an external suspension.

If you receive:

Less than **4 sad faces**, you will go onto a yellow report

5 sad faces, you will stay on a red report

More than 5 sad faces, you may be suspended

Appendix 7- Breaktime and lunchtime monitoring sheet- This will be used for children who find breaktimes and lunchtimes challenging and will be implemented following a behaviour support meeting. Depending on the outcome of this monitoring, the decision may be made to progress to a yellow behaviour report

Breaktime and Lunchtime monitoring

Name: _____

Date: _____

	Monday	Tuesday	Wednesday	Thursday	Friday
Breaktime 10:20 – 10:40					
Lunchtime 12:15 – 1:15					

Following an internal suspension a yellow behaviour plan will be implemented see appendix 3

Appendix 8- Internal suspension example letter

(To be added on to headed paper)

DATE

FAO: Parents of _____

I am writing to inform you of the school's decision to internally exclude CHILD within school for a day on DATE. This means that he/she will not be allowed to work with other children in school for this period. We realise that this suspension may well be upsetting for you and your family, but the decision to exclude has not been taken lightly. We believe that an internal suspension will allow us to stop and reset CHILD'S behaviour and give HIM/HER time to reflect on his actions.

Brief Summary of Incident/Reason for Internal Suspension

We would like to arrange a reintegration meeting on Tuesday morning with both of you in order to further discuss his/her behaviour and ways that we can support him/her.

Yours sincerely,

Phase Leader/Vice Principal/Principal

Appendix 9- External suspension example letter

(To be added on to headed paper)

DATE

Dear _____,

I am writing to inform you of my decision to exclude CHILD for a fixed period of DAYS. This means that he/she will not be allowed in school for this period. **The suspension began on DATE and ends on DATE.**

We will expect to see CHILD back in school on DATE where you will need to accompany him/her to a reintegration meeting. This will involve_____.

I realise that this suspension is upsetting for you and your family, but the decision to exclude CHILD has not been taken lightly. He/She has been excluded for this fixed period because of the impact of this incident that I will outline in this letter.

Incident

(Brief overview of the incident written here)

You have a duty to ensure that your child is not present in a public place in school hours during this suspension; nor can he/she be present on school property. We will set work for CHILD to complete on the days.

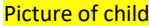
You have the right to make representations about this decision to the Academy Council at Kestrel Mead Primary Academy. If you wish to, please contact Mr Mark Durkin c/o Kestrel Mead Primary Academy as soon as possible via the school office.

Yours sincerely

Mrs Z Simpson
Principal

Appendix 10- Positive Behaviour/Handling Plan for pupils with additional needs who require a more personalised approach to behaviour.

Positive Handling/Behaviour Plan

CHILDS NAME			
D.O.B.: Year Group: Class Teacher: Key Worker:		<i>Behaviour is Communication</i>	
		How I feel and what I do: I would like you to know...	I find it difficult to...
Staff Member completing: Updated: Next Update:		It would help me if you could...	I will help myself by...

Additional support (including Physical Intervention guidance) Summary of support offered prior to, during and after the incident		
	What the behaviour looks like...	What you can do to help me...
Before	<p>Signs that I am beginning to struggle ("bubbly")</p> <ul style="list-style-type: none"> • Not paying attention • Restlessness • Fidgeting • Shouts out loudly • Distracts other members of the group • Swinging on his chair <p>THIS IS EDITED BY INCLUSION LEADER, CLASS TEACHER, PUPIL</p>	<p>If I display 'bubbly' behaviours, please do the following:</p> <ul style="list-style-type: none"> • Give me a choice of two positive actions to take • Avoid telling me off or shouting at me, simply talk to me and have a conversation about my behaviour which you need me to change • Remind me of the smiley chart and that how I can earn extra time with X • Remind me of the learnful strategies I can complete to calm myself time • Remind me of the 5-point scale and the choices that I can make. • Take me on a 5 minute walk away to regain my thoughts. • Use distraction techniques/send me on a job when you can see my wobbling <p>THIS TO BE COMPLETED BY INCLUSION LEADER, CLASS TEACHER & PUPIL</p>
During	<p>If I begin to escalate my behaviour, I will:</p> <ul style="list-style-type: none"> • Ignore direct instructions • Refuse to make a choice when given two options • Snatching an item from someone else • Throwing things across the classroom • Verbal violence to my class teacher and other children. <p>THIS IS EDITED BY INCLUSION LEADER, CLASS TEACHER, PUPIL</p>	<p>If I am posing a danger to myself and others, please do the following:</p> <ul style="list-style-type: none"> • Give me direct instructions and time to recover my emotions outside of the classroom • Provide me with a timer to show how long I have been in the room and how I can recover my thoughts • Provide me with sensory objects such as balloons to distract/ divert my ideas. • Remind me of the 5-point scale and the choices that I can make. <p>THIS TO BE COMPLETED BY INCLUSION LEADER, CLASS TEACHER & PUPIL</p>

<p>After</p>	<p>You will know I am calm and ready to reflect when:</p> <ul style="list-style-type: none"> • I am quiet • I am still • I am actively using my sensory techniques in a positive way • When I engage either verbally or non-verbally (thumbs up/down) in discussion about my feelings or behaviour <p>THIS IS EDITED BY INCLUSION LEADER, CLASS TEACHER, PUPIL</p>	<p>When I am ready to reflect, please do the following:</p> <ul style="list-style-type: none"> • Please use the following steps when I am calming down: silent time, listening time and/or talking time • Talk about historical positives • Talk about the specific positives within the rest of my day • Put the behaviour intervention you have had to take with me in to perspective for me – “small blip”. Compare it to positive elements of my day. • Congratulate me when I have calmed down <p>THIS TO BE COMPLETED BY INCLUSION LEADER, CLASS TEACHER & PUPIL</p>
--------------	--------------------------------------------------------------------------------------------------------------------------------------------------------------------------------------------------------------------------------------------------------------------------------------------------------------------------------------------------------------------------------------------------------------	-----------------------------------------------------------------------------------------------------------------------------------------------------------------------------------------------------------------------------------------------------------------------------------------------------------------------------------------------------------------------------------------------------------------------------------------------------------------------------------------------------------------------------------------------------------------------------------------------------------------------------------

